

# EPIM Brunel Adventurous Portfolio Factsheet

Powered by:

As of 31/12/2024



## Overview:

The portfolio is managed by Eden Park Investment Management supported by investment expertise from Hymans Robertson Investment Services LLP (HRIS). HRIS adopts a long-term strategic approach to asset allocation and has a robust and independent approach to fund selection.

The portfolio is usually rebalanced every 6 months, although we also retain the right to accelerate, postpone or cancel a scheduled rebalancing at our discretion.

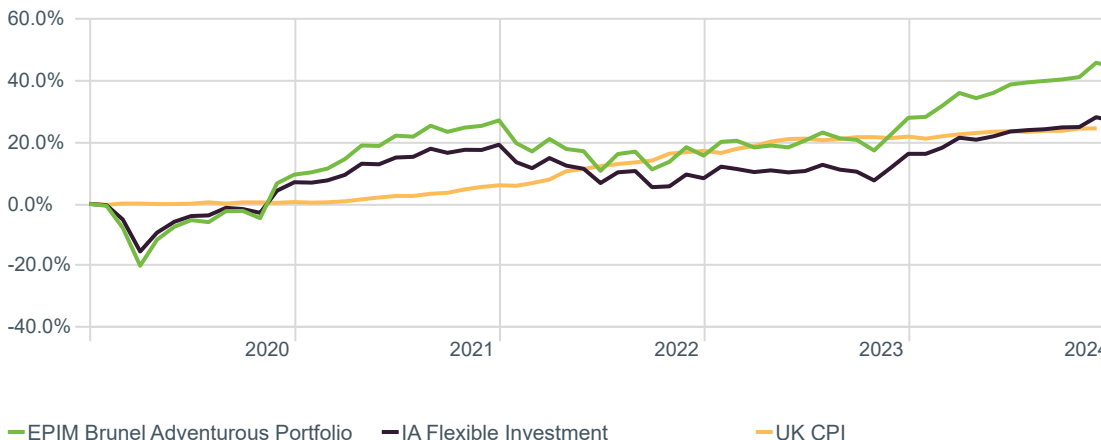
The portfolio is appropriate for retail and professional clients seeking to achieve growth and/or income. The model portfolio is not deemed appropriate for clients that have no ability to sustain a capital loss, are completely risk averse, have low or no financial resilience, are looking for guaranteed returns (or a guaranteed return of capital), have an investment time horizon of less than five years or wish to access the service on an execution only basis or a non-advised basis.

## Portfolio Objective:

The objective is to achieve capital growth over the long-term. The portfolio will seek to achieve its objective through investing in a range of funds. The portfolio can invest up to 95% in equities. The portfolio is appropriate for clients that are prepared to risk significant amounts of capital in pursuit of long-term returns.

## Portfolio Returns

Time Period: 01/01/2020 to 31/12/2024



### Performance Calculation:

Performance is as at the return date of the factsheet. Expressed in percentage terms, the performance is calculated by taking the change in monthly net asset values, reinvesting all income and capital-gains, and dividing by the starting net asset value. The total returns include fees and other costs taken out of fund assets, but exclude the DFM fee. (Including fees in the total returns will reduce the illustrated performance). Performance figures are shown in pound sterling. Performance may deviate by platform and deviate from performance provided by the platform.

Any performance shown prior to 3 July 2023 is based on the portfolio when it was managed by a different provider. All performance after 3 July 2023 is based on the asset allocation provided by HRIS. Performance data prior to 3 July 2023 provided by RBC Brewin Dolphin.

## Cumulative Portfolio Returns

	3 Months	6 Months	1 Year	3 Years	5 Years	Since Inception
EPIM Brunel Adventurous Portfolio	2.89	4.10	12.89	13.62	44.38	57.75
IA Flexible Investment	1.67	2.76	9.15	6.45	26.86	36.66

## Market Commentary

The last quarter of 2024 wrapped up a year of important elections, with president-elect Trump winning the US election and speculation over the new administration's intended policies impacting markets. Central banks' interest rate cutting cycles have begun but the re-emergence of inflationary pressures has caused them to re-evaluate the pace of cuts.

Following Trump's election victory in November, markets saw a host of "Trump trades" priced into markets, with investors tilting into sectors and regions that they believed would be positively impacted from a Trump administration. The overall result on the US equity market in Q4 2024, which was also boosted by a stronger dollar, was a 10% gain, outperforming global equity markets which returned 5.9% over the quarter. UK equities lagged (-0.4%) with the inflationary impact of the UK budget now baked-in but the targeted economic growth still uncertain. European equities also underperformed (-4.0%) with the prospect of European companies facing tariffs imposed by the US being priced in.

Despite the Federal Reserve (Fed) cutting their target rate twice over the quarter, the Fed signalled a slower rate of cuts moving forward into 2025 which pushed bond yields up and prices down. The Bank of England only cut once, in November, and decided to keep rates at 4.75% in December. An uplift to inflation expectations, partially driven by the Budget, led to more caution. For bond markets, global investment grade corporate bonds ended the quarter down 1% whilst high-yield bonds returned 0.4%, helped by being less sensitive to rising bond yields. UK gilts returned -3.1% over the quarter as investors digested the large increase in borrowing announced in October's Budget.

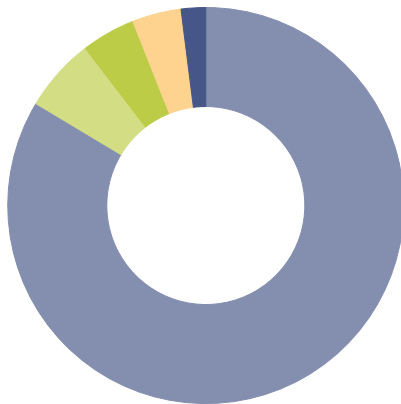
# EPIM Brunel Adventurous Portfolio Factsheet

Powered by:

As of 31/12/2024



## Asset Allocation

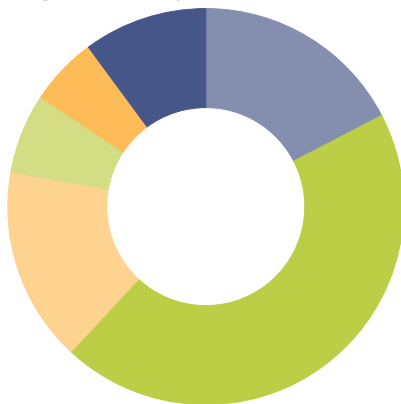


	%
Equity	83.60
Investment Grade Credit	6.00
Liquid Real Assets	4.40
Alternative Credit	4.00
Cash	2.00
Government Bonds	0.00
<b>Total</b>	<b>100.00</b>

## Portfolio Holdings

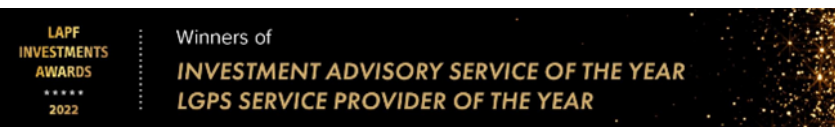
	Portfolio Weighting %
L&G Fut Wld ESG Tilted & OptdDevIdxC£Acc	13.20
Vanguard FTSE UK All Shr Idx Unit Tr£Acc	13.20
Schroder Sus Multi-Factor Eq I Acc GBP	8.80
Vanguard ESG Scrn Dev Wrlld AllCpEqIdxAcc	8.80
iShares Continen Eurp Eq Idx (UK) D Acc	7.92
Fidelity Index US P Acc	5.28
Baillie Gifford Global Alpha Gr B Acc	4.40
Fidelity Emerg Mkts R Acc	4.40
L&G Global Infrastructure Index C Acc	4.40
Veritas Global Focus GBP Acc NAV	4.40
Vanguard Glb Corp Bd Idx £ H Acc	3.90
iShares Japan Equity Index (UK) D Acc	2.64
iShares Pacific ex Jpn Eq Idx (UK) D Acc	2.64
L&G Future Wld Clmt Chg Eq Fct Idx C Acc	2.64
L&G Global Emerging Markets Index C Acc	2.64
Vanguard Glb Small-Cp Idx £ Acc	2.64
M&G Corporate Bond GBP I Acc	2.10
BlackRock ICS Sterling Liq Premier Acc	2.00
M&G Emerging Markets Bond GBP I Acc	1.40
PIMCO GIS Glb Hi Yld Bd Instl GBP H Acc	1.40
Capital Group GlobHilnc (LUX) Ph-GBP	1.20

## Regional Equity Split



	%
UK	17.40
North America	44.50
Developed Europe ex UK	15.90
Japan	6.50
Asia Pacific ex Japan	5.60
Emerging Markets	10.10
<b>Total</b>	<b>100.00</b>

## Hymans Robertson LLP Awards



## Hymans Robertson Investment Services LLP ('HRIS') - 2024 all rights reserved

### Disclosures, caveats and limitations

This factsheet is issued and approved by HRIS. Hymans Robertson Investment Services LLP is authorised and regulated by the Financial Conduct Authority. One London Wall, London, EC2Y 5EA, telephone number 020 7082 6000. You can find it on the FCA register at <https://register.fca.org.uk/s/> under firm reference number 927111.

The information and opinions contained in this factsheet are subject to change without notice, using data sourced where appropriate from Morningstar (and its sources) as of the factsheet date. Whilst HRIS uses reasonable efforts to obtain information from sources which it believes to be reliable, HRIS makes no representation that the information or opinions contained in this factsheet are accurate, reliable or complete.

The information contained in this factsheet is for illustrative purposes only and should not be construed as a solicitation or offer nor recommendation to acquire or dispose of any investments. The asset allocation, regional equity and portfolio holdings shown in this factsheet are indicative only. Actual portfolios may differ. Performance will vary between individuals invested in the model based on, but not limited to, the platform used and the timing of any cashflows. Inception date refers to the first time which the model portfolio was made available on a platform. Platform inception dates will vary. OCF and transaction costs shown are estimates and may vary depending on the platform used and could change over time. You should confirm these and any other charges with your Financial Advisor.

The value of investments, and income from them, may fall as well as rise and you may get back less than you invested. Past performance is not an indicator of future performance.

Eden Park Investment Management Limited is authorised and regulated by the Financial Conduct Authority. Registered in England number 10953727. Registered office: The Pavilions, Eden Park, Ham Green, Bristol, BS20 0DD