

# EPIM Brunel Moderately Cautious Portfolio Factsheet

Powered by:

As of 30/09/2024



## Overview:

The portfolio is managed by Eden Park Investment Management supported by investment expertise from Hymans Robertson Investment Services LLP (HRIS). HRIS adopts a long-term strategic approach to asset allocation and has a robust and independent approach to fund selection.

The portfolio is usually rebalanced every 6 months, although more frequent changes and rebalances may occur if deemed necessary.

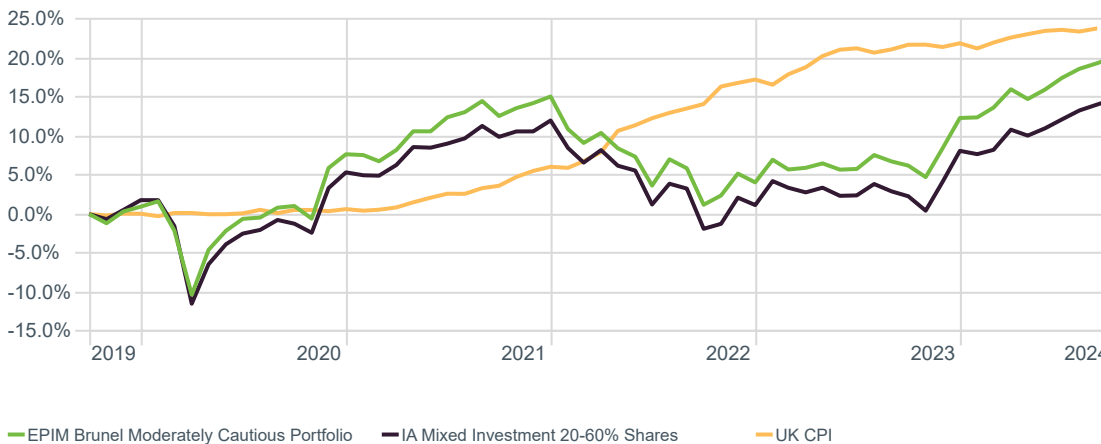
The portfolio is appropriate for retail and professional clients seeking to achieve growth and/or income. The model portfolio is not deemed appropriate for clients that have no ability to sustain a capital loss, are completely risk averse, have low or no financial resilience, are looking for guaranteed returns (or a guaranteed return of capital), have an investment time horizon of less than five years or wish to access the service on an execution only basis or a non-advised basis.

## Portfolio Objective:

The objective is to achieve capital growth over the long-term. The portfolio will seek to achieve its objective through investing in a range of funds. The portfolio can invest up to 50% in equities. The portfolio is appropriate for clients that are seeking a balance between growth and capital preservation but accept that they might bear moderate capital losses over some periods of time.

## Portfolio Returns

Time Period: 01/10/2019 to 30/09/2024



### Performance Calculation:

Performance is as at the return date of the factsheet. Expressed in percentage terms, the performance is calculated by taking the change in monthly net asset values, reinvesting all income and capital-gains, and dividing by the starting net asset value. The total returns include fees and other costs taken out of fund assets, but exclude the DFM fee. (Including fees in the total returns will reduce the illustrated performance). Performance figures are shown in pound sterling. Performance may deviate by platform and deviate from performance provided by the platform.

Any performance shown prior to 3 July 2023 is based on the portfolio when it was managed by a different provider. All performance after 3 July 2023 is based on the asset allocation provided by HRIS. Performance data prior to 3 July 2023 provided by RBC Brewin Dolphin.

## Cumulative Portfolio Returns

	3 Months	6 Months	1 Year	3 Years	5 Years	Since Inception
EPIM Brunel Moderately Cautious Portfolio	2.23	3.51	13.04	6.66	20.05	25.95
IA Mixed Investment 20-60% Shares	2.30	3.52	12.14	4.38	14.70	19.32

## Market Commentary

The headline in the third quarter of 2024 is that the major developed market central banks have all now started to cut interest rates. Following the ECB cutting rates in June, the Bank of England cut rates by 0.25% to 5% in August and the US Federal Reserve followed by lowering its rates by 0.5% in September. With inflation seemingly under control, the decision by central banks to cut rates has in part been fuelled by economic growth concerns.

In the first week of August, weak US labour market and economic data points, coupled with a rally in Japanese yen, contributed to a short-term equity market sell off. However, global equity markets recovered, ending the quarter up 0.8% for UK investors. US equities, down 0.1%, underperformed global equities over the quarter, with this partially due to investors re-assessing the valuations placed on some of the large US technology companies. Emerging market equity was the strongest performing region over the quarter, returning 4.6%. This was driven by China's announcement of an expansive stimulus package in September which included cuts to its central bank policy rate and increased government funding for the Chinese stock market. UK equities also outperformed global equities, returning 2.3%, in a quarter that benefitted higher dividend and more value-oriented stocks.

Bond markets had a strong quarter, fuelled by the interest rate cuts announced by central banks. Global investment grade corporate bonds and high yield bonds were both up over the quarter, 4.2% and 4.1% respectively. UK gilts delivered a return of 2.3% over the quarter, boosted by the Bank of England's decision to cut base rates.

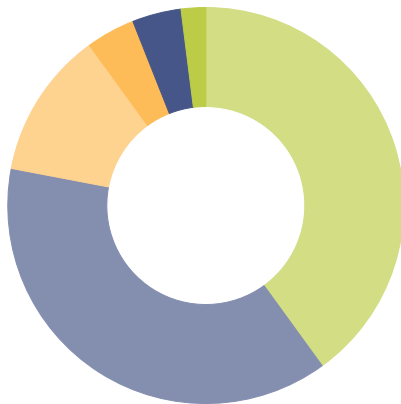
# EPIM Brunel Moderately Cautious Portfolio Factsheet

Powered by:

As of 30/09/2024



## Asset Allocation

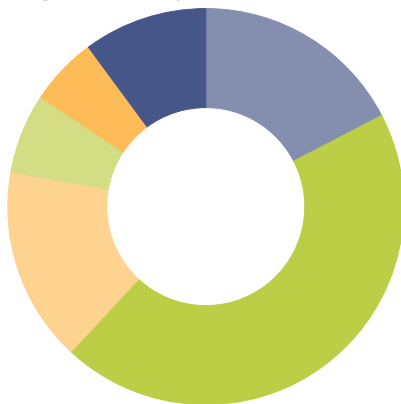


	%
Investment Grade Credit	40.00
Equity	38.00
Alternative Credit	12.00
Government Bonds	4.00
Cash	4.00
Liquid Real Assets	2.00
<b>Total</b>	<b>100.00</b>

## Portfolio Holdings


	Portfolio Weighting %
Vanguard Glb Corp Bd Idx £ H Acc	16.25
Vanguard Glb S/T Bd Idx £ H Acc	7.35
L&G Future World ESG Dev Idx C GBP Acc	6.00
Vanguard FTSE UK All Shr Idx Unit Tr£Acc	6.00
Vanguard UK Invm Grd Bd Idx £ Acc	5.00
L&G Short Dated £ Corporate Bd Idx C Acc	4.35
M&G Emerging Markets Bond GBP I Acc	4.20
L&G All Stocks Gilt Index I Acc	4.00
Schroder Sus Multi-Factor Eq I Acc GBP	4.00
Vanguard ESG Dev Wld All Cp Eq IdxUK£Acc	4.00
M&G Corporate Bond GBP I Acc	3.75
iShares Continen Eurp Eq Idx (UK) D Acc	3.60
Capital Group GlobHiInc (LUX) Ph-GBP	2.40
Fidelity Index US P Acc	2.40
JPM Global High Yield Bond C Grs Acc	2.16
PIMCO GIS Glb Hi Yld Bd Instl GBP H Acc	2.04
Baillie Gifford Global Alpha Gr B Acc	2.00
BlackRock ICS Sterling Liq Premier Acc	2.00
Fidelity Emerg Mkts R Acc	2.00
L&G Cash Trust I Acc	2.00
L&G Global Infrastructure Index C Acc	2.00
Veritas Global Focus GBP Acc NAV	2.00
MI TwentyFour AM Monument Bond L Acc	1.65
RLBF II Royal London Shrt Dur Crdt Z Acc	1.65
iShares Japan Equity Index (UK) D Acc	1.20
iShares Pacific ex Jpn Eq Idx (UK) D Acc	1.20
L&G Future Wld Clmt Chg Eq Fct Idx C Acc	1.20
L&G Global Emerging Markets Index C Acc	1.20
MI TwentyFour AM Dynamic Bond I Acc	1.20
Vanguard Glb Small-Cp Idx £ Acc	1.20

## Regional Equity Split



	%
UK	17.40
North America	44.50
Developed Europe ex UK	15.90
Japan	6.50
Asia Pacific ex Japan	5.60
Emerging Markets	10.10
<b>Total</b>	<b>100.00</b>

## Hymans Robertson LLP Awards



Hymans Robertson Investment Services LLP ('HRIS') - 2024 all rights reserved

### Disclosures, caveats and limitations

This factsheet is issued and approved by HRIS. Hymans Robertson Investment Services LLP is authorised and regulated by the Financial Conduct Authority. One London Wall, London, EC2Y 5EA, telephone number 020 7082 6000. You can find it on the FCA register at <https://register.fca.org.uk/s/> under firm reference number 927111.

The information and opinions contained in this factsheet are subject to change without notice, using data sourced where appropriate from Morningstar (and its sources) as of the factsheet date. Whilst HRIS uses reasonable efforts to obtain information from sources which it believes to be reliable, HRIS makes no representation that the information or opinions contained in this factsheet are accurate, reliable or complete.

The information contained in this factsheet is for illustrative purposes only and should not be construed as a solicitation or offer nor recommendation to acquire or dispose of any investments. The asset allocation, regional equity and portfolio holdings shown in this factsheet are indicative only. Actual portfolios may differ. Performance will vary between individuals invested in the model based on, but not limited to, the platform used and the timing of any cashflows. Inception date refers to the first time which the model portfolio was made available on a platform. Platform inception dates will vary. OCF and transaction costs shown are estimates and may vary depending on the platform used and could change over time. You should confirm these and any other charges with your Financial Advisor.

The value of investments, and income from them, may fall as well as rise and you may get back less than you invested. Past performance is not an indicator of future performance.

Eden Park Investment Management Limited is authorised and regulated by the Financial Conduct Authority. Registered in England number 10953727. Registered office: The Pavilions, Eden Park, Ham Green, Bristol, BS20 0DD